

March 2008

# BC Epilepsy Benchmark Survey



MUSTEL GROUP  
MARKET RESEARCH

## ➤ Introduction

### Objectives

- Following up on qualitative research to explore knowledge and perceptions of epilepsy and stigmas related to persons with the disorder, a quantitative benchmark survey was conducted using Mustel Group's Omnibus survey.

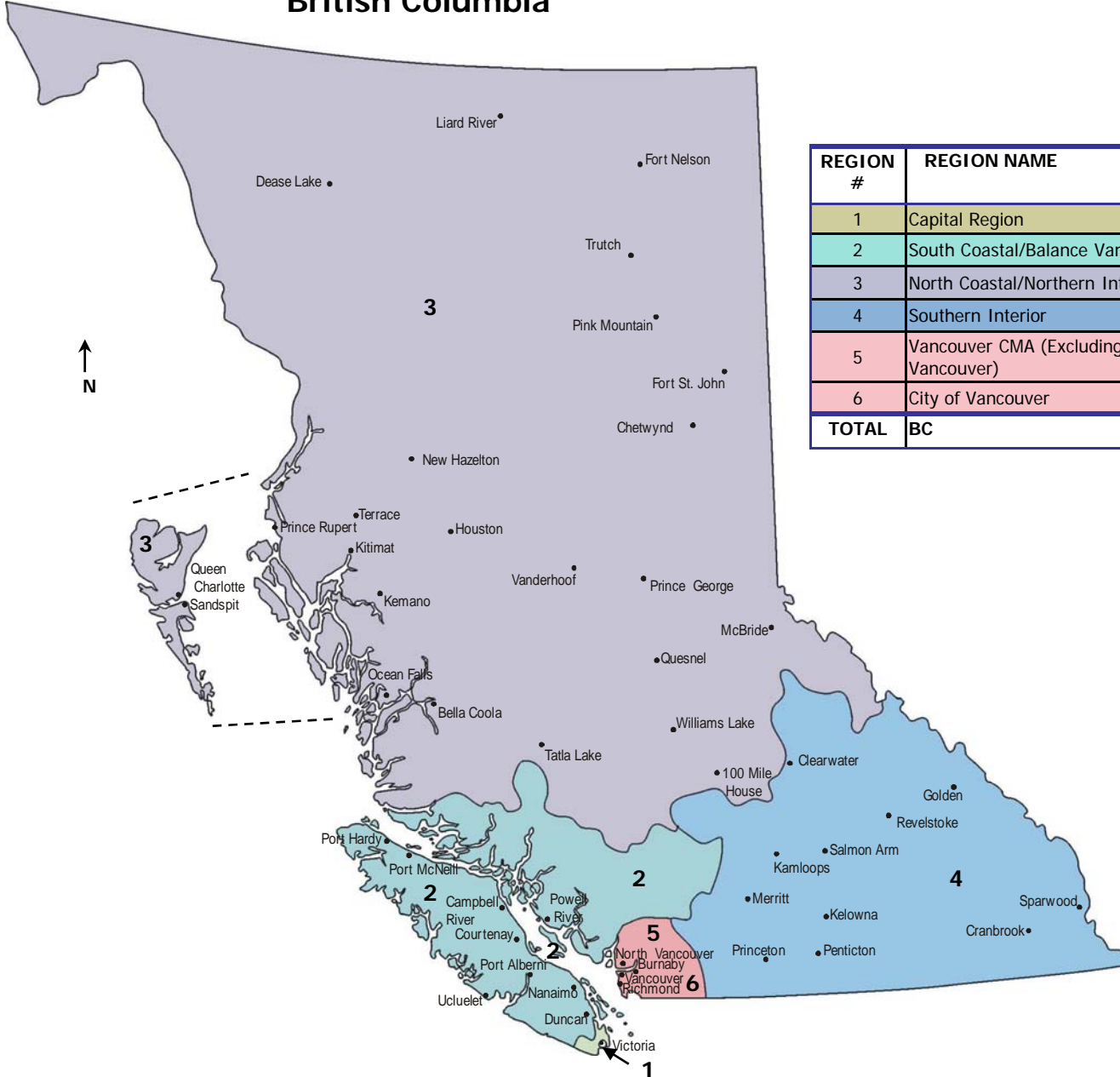
### Methodology

- 500 telephone interviews with BC adults, 18 years and over
- Margin of error:  $\pm 4.5\%$  at 95% confidence level in the most conservative case; 6 percentage point spread required between measures
- Industry-standard, multi-stage random selection techniques employed
- Regional quotas ensure the population is represented according to its actual distribution
- At tabulation stage, weighting adjustments bring basic characteristics of age, gender and region into their correct known proportions based on Statistics Canada population figures
- Interviewing conducted March 6<sup>th</sup> - March 20<sup>th</sup>, 2008

# British Columbia



MUSTEL GROUP  
MARKET RESEARCH



REGION #	REGION NAME	% OF POPULATION	SAMPLE SIZE (n)
1	Capital Region	8.7%	44
2	South Coastal/Balance Vancouver Island	10.6%	53
3	North Coastal/Northern Interior	7.9%	40
4	Southern Interior	21.4%	107
5	Vancouver CMA (Excluding City of Vancouver)	36.4%	182
6	City of Vancouver	15.0%	75
<b>TOTAL</b>	<b>BC</b>	<b>100%</b>	<b>500</b>

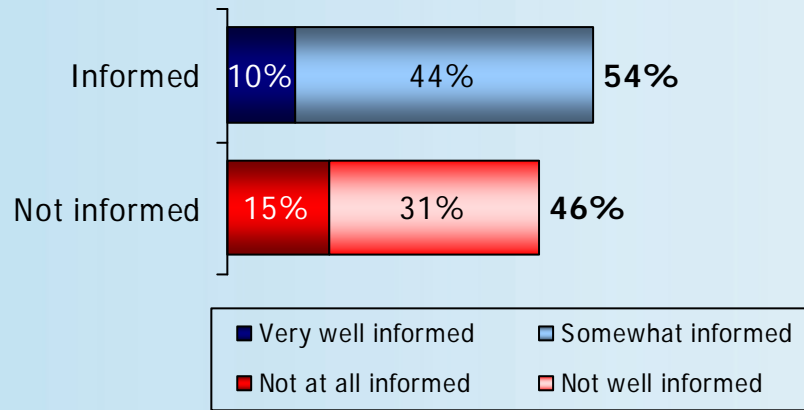
## ➤ Confidence Limits

- A reported finding of 50% would fall between 45.5% and 54.5% most of the time. Accuracy increases for findings above and below 50%. The table below illustrates tolerance limits for various incidence levels at several subgroup sizes. This table applies to observed differences within one study.

TOLERANCE LIMITS (± range in percentage points)							
	n=500	n=400	n=300	n=250	n=200	n=100	n=50
50%	4.5	5.0	5.8	6.3	7.1	10.0	14.2
40 or 60%	4.4	4.9	5.7	6.2	7.0	9.8	13.9
30 or 70%	4.1	4.6	5.3	5.8	6.5	9.2	13.0
20 or 80%	3.6	4.0	4.6	5.0	5.7	8.0	11.4
10 or 90%	2.7	3.0	3.5	3.8	4.3	6.0	8.5
5 or 95%	2.0	2.2	2.5	2.7	3.1	4.4	6.2

- Exercise caution when interpreting data based on samples of less than 50. Such results must be treated as directional only.

## ➤ Knowledge about Epilepsy

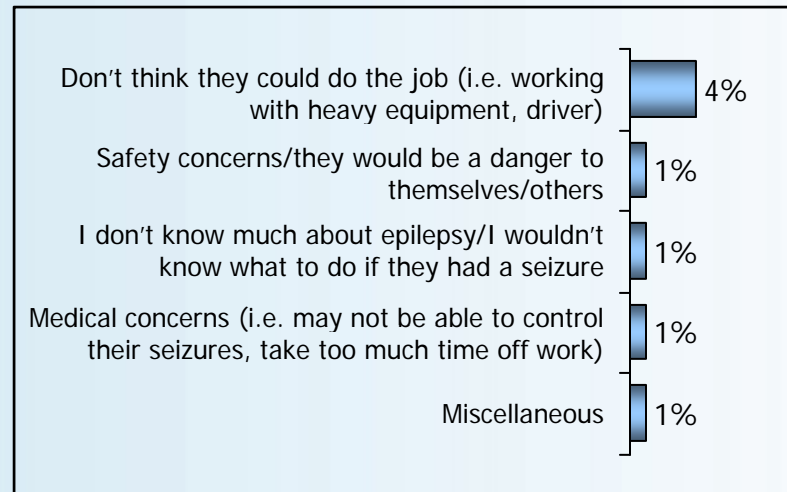
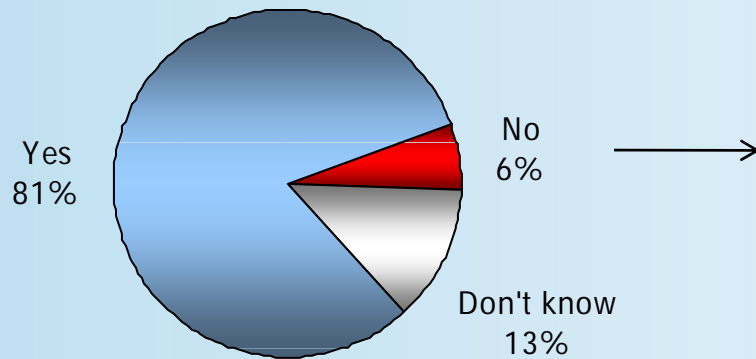


Base: Total (n=500)

Q.1) How well informed do you feel you are about epilepsy?

- While just over half of BC adults believe they are at least 'somewhat' informed about epilepsy, only 10% feel they are 'very well' informed.
- Women are more inclined than men to feel informed. In addition, knowledge increases with age, with those 18 to 34 years of age least informed about epilepsy.

## ➤ Hiring Someone with Epilepsy

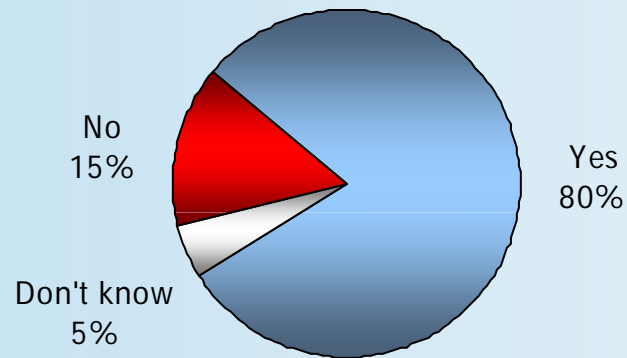


Base: Total (n=500)

Q.2) If you were an employer, would you hire someone with epilepsy?

- A total of 6% would not hire someone with epilepsy if they were an employer and another 13% are unsure. Men are more inclined than women to respond in this manner (8% replied no and 18% unsure). There is most concern about safety of operating heavy equipment or vehicles.

## ➤ Should Employer be Informed of Epilepsy

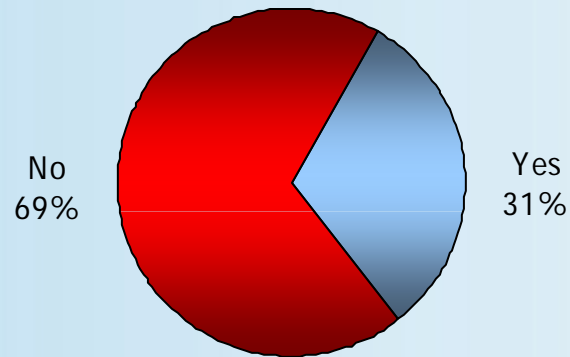


*Base: Total (n=500)*

*Q.3) Do you believe an employer has the right to know if an employee has epilepsy?*

- The vast majority believe an employer has the right to know if an employee has epilepsy.
- Only 15% do not think they do, with men and women tending to have the same view.

## ➤ Know Friend/Family Member with Epilepsy

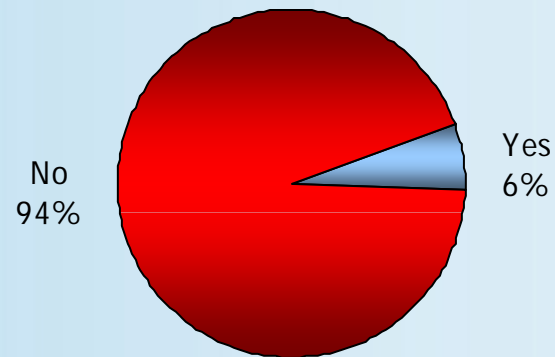


Base: Total (n=500)

Q.4) To the best of your knowledge, do you have any friends or family members who have epilepsy?

- One-in-three BC adults know of someone with epilepsy. Women and older adults are more likely (to know of someone than their counterparts. This direct experience has likely contributed to their understanding of the disorder.

## ➤ Know a Co-Worker with Epilepsy



*Base: Total employed (n=314)*

*Q.4a) To the best of your knowledge, do you have any co-workers who have epilepsy?*

- Among those employed, 6% are aware of a co-worker with epilepsy, with again the incidence being higher among older employees (9% of those 35 years plus) than younger workers (1% under 35 years). There are no differences by gender.

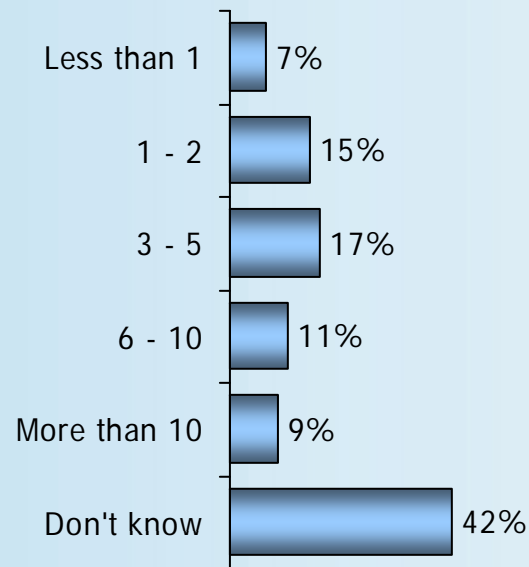
## ➤ What to do if Having Seizure

	<u>Total</u> (500)
	%
Call 911	38
Remove objects so they don't hurt themselves/keep them safe/away from harm	34
Place something under their neck (i.e. a rolled towel for support/to keep their airway open)	17
Make sure they don't swallow their tongue	15
Place something in their mouth to bite down on	14
Let the seizure run its course	10
Stay with them	8
Make them comfortable/ loosen their clothing	7
Try to keep calm	7
Gently restrain them	5
Don't place anything in their mouths	3
Keep them warm	3
Give them their medication, if they have any	2
Time the seizure	2
Lay them on the ground (net)	20
Lay them on their side	11
Have them lay down	9
Lay them on their back	1
Miscellaneous	3
Don't know	15

*Q.5) If you are with a person having a seizure, what should you do?*

- Most responses are correct in the situation of a seizure, although there is some reference to steps to prevent swallowing tongues.

## ➤ Estimated Proportion of Canadians with Epilepsy



Base: Total (n=500)

Q.6) What proportion of Canadian do you estimate have epilepsy?

- While a large proportion cannot even provide an estimate, those who do tend to overestimate the incidence.



















## ➤ Everyday Challenges/Stigma's Faced by those with Epilepsy

	<u>Total</u> (500) %
Dealing with misinformed people	19
Finding a job	16
Having seizures	16
Discrimination/being stigmatized	15
Just trying to live a normal life while dealing with a medical condition	12
Other people's fear of witnessing a seizure	11
Being labeled as disabled/brain damaged	10
Cannot get a drivers license/can't drive	9
Fear of ridicule	6
People thinking that they are high on drugs/drunk	1
Miscellaneous	2
None	1
Don't know	32

*Q.7) What challenges or stigma's do you think people with epilepsy face in everyday life?*

- Dealing with misinformed people and finding a job are perceived as the greatest challenges for people with epilepsy.

## ➤ Following Statements True or False

			Correct Answer
People with epilepsy usually have convulsions	True	 39%	<b>False</b>
	False	 50%	
	Don't know	 11%	
A person having a convulsion might swallow their tongue	True	 62%	<b>False</b>
	False	 31%	
	Don't know	 7%	
People with epilepsy can't get a driver's license	True	 28%	<b>False</b>
	False	 51%	
	Don't know	 21%	
Some seizures are so mild that you wouldn't notice them	True	 87%	<b>True</b>
	False	 6%	
	Don't know	 7%	
Most people with epilepsy can't get a job	True	 23%	<b>False</b>
	False	 63%	
	Don't know	 14%	
Children with epilepsy are a danger in the classroom	True	 5%	<b>False</b>
	False	 92%	
	Don't know	 4%	

- Of statements provided about epilepsy, the ones that are correctly answered by a sizeable majority include:
  - Children with epilepsy are a danger in the classroom (92% response false).
  - Some seizures are so mild that you wouldn't notice them (87% true).
- The most common myth is that a person with a convulsion might swallow their tongue (62%).
- In addition, sizeable groups believe that people with epilepsy usually have convulsions (39%), can't get a drivers license (28%) and can't get jobs (23%). Another 10-20% are unsure.

## ➤ Distribution of Interviews

	<b>Total BC adults (500) %</b>
<b>Gender</b>	
Male	49
Female	52
<b>Age</b>	
18 – 24	12
25 – 34	17
35 – 44	22
45 – 54	20
55 – 64	13
65+	18
<b>Region</b>	
Capital Region	9
South Coast/ Balance of Island	11
North Coast/ Interior	8
South Interior	21
Balance of Vancouver CMA	36
City of Vancouver	15

# Questionnaire



MUSTEL GROUP  
MARKET RESEARCH

BC Epilepsy Benchmark Survey  
March 2008  
FINAL

---

1. How well informed do you feel you are about epilepsy?

- Very well informed
- Somewhat informed
- Not well informed
- Not at all informed

2. If you were an employer, would you hire someone with epilepsy?

- Yes
- No
- If no, why not?

3. Do you believe an employer has the right to know if an employee has epilepsy?

4a. To the best of your knowledge, do you have any friends or family members who have epilepsy?

b. To the best of your knowledge, do you have any co-workers who have epilepsy?

DO NOT WORK

5. If you are with a person having a seizure, what should you do?

6. What proportion of Canadians do you estimate have epilepsy? DO NOT READ RANGES

- Less than 1%
- 1 – 2%
- 3 – 5%
- 6 – 10%
- More than 10%

7. What challenges or stigma's do you think people with epilepsy face in everyday life?"

8. Do you think each of the following statements is true or false?

- a. People with epilepsy usually have convulsions.
- b. A person having a convulsion might swallow their tongue.
- c. People with epilepsy can't get a driver's license.
- d. Some seizures are so mild that you wouldn't notice them.
- e. Most people with epilepsy can't get a job.
- f. Children with epilepsy are a danger in the classroom.

Demographics: Gender, Age, Education, Area of Residence

# Computer Tables



MUSTEL GROUP  
MARKET RESEARCH

<u>QUESTION #:</u>	<u>TABLE OF CONTENTS</u>	<u>PAGE #:</u>
1.	HOW WELL INFORMED DO YOU FEEL YOU ARE ABOUT EPILEPSY?	1
2.	IF YOU WERE AN EMPLOYER, WOULD YOU HIRE SOMEONE WITH EPILEPSY?	3
3.	DO YOU BELIEVE AN EMPLOYER HAS THE RIGHT TO KNOW IF AN EMPLOYEE HAS EPILEPSY?	5
4A.	TO THE BEST OF YOUR KNOWLEDGE, DO YOU HAVE ANY FRIENDS OR FAMILY MEMBERS WHO HAVE EPILEPSY?	7
4B.	TO THE BEST OF YOUR KNOWLEDGE, DO YOU HAVE ANY CO-WORKERS WHO HAVE EPILEPSY?	9
	BASE: TOTAL EMPLOYED	9
5.	IF YOU ARE WITH A PERSON HAVING A SEIZURE, WHAT SHOULD YOU DO?	11
6.	WHAT PROPORTION OF CANADIANS DO YOU ESTIMATE HAVE EPILEPSY?	15
7.	WHAT CHALLENGES OR STIGMA'S DO YOU THINK PEOPLE WITH EPILEPSY FACE IN EVERYDAY LIFE?	17
8.	DO YOU THINK EACH OF THE FOLLOWING STATEMENTS IS TRUE OR FALSE?	
A.	PEOPLE WITH EPILEPSY USUALLY HAVE CONVULSIONS.	19
8.	DO YOU THINK EACH OF THE FOLLOWING STATEMENTS IS TRUE OR FALSE?	
B.	A PERSON HAVING A CONVULSION MIGHT SWALLOW THEIR TONGUE.	21
8.	DO YOU THINK EACH OF THE FOLLOWING STATEMENTS IS TRUE OR FALSE?	
C.	PEOPLE WITH EPILEPSY CAN'T GET A DRIVER'S LICENSE.	23
8.	DO YOU THINK EACH OF THE FOLLOWING STATEMENTS IS TRUE OR FALSE?	
D.	SOME SEIZURES ARE SO MILD THAT YOU WOULDN'T NOTICE THEM.	25
8.	DO YOU THINK EACH OF THE FOLLOWING STATEMENTS IS TRUE OR FALSE?	
E.	MOST PEOPLE WITH EPILEPSY CAN'T GET A JOB.	27
8.	DO YOU THINK EACH OF THE FOLLOWING STATEMENTS IS TRUE OR FALSE?	
F.	CHILDREN WITH EPILEPSY ARE A DANGER IN THE CLASSROOM.	29
	DISTRIBUTION OF INTERVIEWS: GENDER/ AGE/ REGION	31

1. HOW WELL INFORMED DO YOU FEEL YOU ARE ABOUT EPILEPSY?

	AGE						HOUSEHOLD COMPOSITION			CHILDREN UNDER 18 AT HOME		EDUCATION		HOUSEHOLD INCOME		EMPLOYED	
	GENDER		18-34 YEARS D	35-54 YEARS E	55+ YEARS F	SINGLE NO CHILDREN G	COUPLE NO CHILDREN H	FAMILY I	YES J	NO K	H. S. OR LESS L	POST H. S. M	<55K N	\$55K+ O	YES P	NO Q	
	TOTAL A	MALE B															FEMALE C
TOTAL INTERVIEWS (ACTUAL)	500	248	252	111	200	189	161	147	190	153	343	169	330	189	250	314	185
TOTAL INTERVIEWS (WEIGHTED)	500 100.0	242 100.0	258 100.0	143 100.0	207 100.0	150 100.0	159 100.0	132 100.0	206 100.0	169 100.0	327 100.0	162 100.0	337 100.0	185 100.0	254 100.0	323 100.0	176 100.0
VERY WELL INFORMED	50 10.0	15 6.0	35 13.7 B	7 5.0	25 12.3 D	17 11.6 D	14 9.0	12 9.2	22 10.8	19 11.5	29 9.0	15 9.0	35 10.5	18 9.8	25 9.7	30 9.3	19 10.9
SOMEWHAT INFORMED	221 44.1	102 42.1	119 46.1	53 36.8	91 43.8	78 51.7 D	71 44.5	57 42.8	94 45.3	82 48.6	138 42.2	65 40.4	154 45.8	81 43.6	115 45.1	141 43.6	80 45.4
NOT WELL INFORMED	154 30.7	74 30.7	79 30.7	46 32.5	68 32.8	39 26.2	46 29.2	47 35.9	58 28.3	45 26.4	107 32.6	47 29.3	106 31.5	53 28.7	85 33.4	106 32.8	47 26.9
NOT AT ALL INFORMED	74 14.8	50 20.6 C	24 9.4	35 24.6 EF	23 11.2	16 10.5	26 16.3	16 12.1	32 15.6	23 13.5	51 15.7	35 21.4 M	39 11.7	32 17.1	30 11.8	45 13.8	30 16.8
DON'T KNOW	2 0.3	2 0.7	-	2 1.1	-	-	2 1.0	-	-	-	2 0.5	-	2 0.5	2 0.9	-	2 0.5	-
-----																	
TOTAL INFORMED	271 54.1	116 48.1	154 59.8 B	60 41.8	116 56.0 D	95 63.3 D	85 53.5	69 52.1	116 56.1	101 60.1	167 51.2	80 49.4	190 56.3	99 53.4	139 54.8	171 52.9	99 56.3
TOTAL NOT INFORMED	228 45.5	124 51.3 C	104 40.2	82 57.1 EF	91 44.0	55 36.7	72 45.5	63 47.9	91 43.9	67 39.9	158 48.3	82 50.6	146 43.2	85 45.7	115 45.2	151 46.6	77 43.7

T-TEST A-Z=.95 COLUMNS TESTED= BC DEF GHI JK LM NO PQ  
 Z-TEST A-Z=.95 COLUMNS TESTED= BC DEF GHI JK LM NO PQ

1. HOW WELL INFORMED DO YOU FEEL YOU ARE ABOUT EPILEPSY?

	GVRD				OUTSIDE GVRD				
	TOTAL A	TOTAL GVRD B	CITY OF VANCOUVER C	REST OF GVRD D	TOTAL OUTSIDE E	CAPITAL REGION F	SOUTH COAST BAL. ISLAND G	NORTH COAST /INTERIOR H	SOUTHERN INTERIOR I
TOTAL INTERVIEWS (ACTUAL)	500	246	68	178	254	44	57	41	112
TOTAL INTERVIEWS (WEIGHTED)	500 100.0	257 100.0	75 100.0	182 100.0	243 100.0	44 100.0	53 100.0	39 100.0	107 100.0
VERY WELL INFORMED	50 10.0	20 7.6	5 6.2	15 8.2	30 12.5	4 8.9	9 17.5 CD	6 15.4	11 10.5
SOMEWHAT INFORMED	221 44.1	117 45.6	35 45.9	83 45.5	104 42.6	20 45.8	22 40.9	13 34.2	48 45.2
NOT WELL INFORMED	154 30.7	80 31.3	24 31.4	57 31.2	73 30.1	11 24.7	15 28.4	14 36.6	33 30.8
NOT AT ALL INFORMED	74 14.8	38 14.9	11 14.3	28 15.1	36 14.7	9 20.5	7 13.2	5 13.8	14 13.5
DON'T KNOW	2 0.3	2 0.6	2 2.1	-	-	-	-	-	-
-----									
TOTAL INFORMED	271 54.1	137 53.2	39 52.1	98 53.7	134 55.1	24 54.8	31 58.5	20 49.7	60 55.7
TOTAL NOT INFORMED	228 45.5	119 46.2	34 45.8	84 46.3	109 44.9	20 45.2	22 41.5	20 50.3	47 44.3

T-TEST A-Z=.95 COLUMNS TESTED= BE CDFGHI

Z-TEST A-Z=.95 COLUMNS TESTED= BE CDFGHI

2. IF YOU WERE AN EMPLOYER, WOULD YOU HI RE SOMEONE WITH EPI LEPSY?

	TOTAL =A=	GENDER		AGE			HOUSEHOLD COMPOSITION			CHILDREN UNDER 18 AT HOME		EDUCATION		HOUSEHOLD INCOME		EMPLOYED	
		MALE =B=	FEMALE =C=	18-34 YEARS =D=	35-54 YEARS =E=	55+ YEARS =F=	SINGLE NO CHILDREN =G=	COUPLE NO CHILDREN =H=	FAMILY =I=	YES =J=	NO =K=	H. S. OR LESS =L=	POST H. S. =M=	<55K =N=	\$55K+ =O=	YES =P=	NO =Q=
TOTAL INTERVIEWS (ACTUAL)	500	248	252	111	200	189	161	147	190	153	343	169	330	189	250	314	185
TOTAL INTERVIEWS (WEIGHTED)	500 100.0	242 100.0	258 100.0	143 100.0	207 100.0	150 100.0	159 100.0	132 100.0	206 100.0	169 100.0	327 100.0	162 100.0	337 100.0	185 100.0	254 100.0	323 100.0	176 100.0
YES	406 81.1	178 73.6	227 88.2 B	106 74.3	174 84.4 D	125 83.2	121 76.3	114 86.4 G	169 82.0	143 84.6	261 79.9	119 73.6	285 84.7 L	146 78.8	214 84.0	266 82.4	139 78.9
NO	28 5.5	19 8.0 C	8 3.2	10 6.9	12 5.9	5 3.6	14 9.1 HI	4 2.7	8 3.9	6 3.5	20 6.2	12 7.4	16 4.6	8 4.3	17 6.8	19 5.8	9 5.0
DON'T THINK THEY COULD DO THE JOB (I. E. WORKING WITH HEAVY EQUIPMENT, DRIVER)	17 3.5	14 5.9 C	3 1.2	7 5.0	8 4.0	2 1.4	11 6.6 HI	1 0.7	4 2.2	3 1.8	13 3.9	8 4.8	10 2.9	4 2.0	11 4.4	12 3.6	6 3.2
SAFETY CONCERNS / THEY WOULD BE A DANGER TO THEMSELVES / OTHERS	5 1.0	4 1.6	1 0.4	1 0.8	4 1.9	-	4 2.6	-	1 0.5	-	5 1.5	1 0.5	4 1.2	-	4 1.6	4 1.3	1 0.5
I DON'T KNOW MUCH ABOUT EPILEPSY / I WOULDN'T KNOW WHAT TO DO IF THEY HAD A SEIZURE	5 0.9	1 0.6	3 1.3	1 0.9	3 1.4	0 0.3	1 0.6	2 1.3	2 1.0	1 0.7	4 1.1	1 0.8	3 1.0	1 0.7	3 1.3	4 1.2	1 0.5
MEDICAL CONCERNS (I. E. MAY NOT BE ABLE TO CONTROL THEIR SEIZURES, TAKE TOO MUCH TIME OFF)	4 0.8	2 0.9	2 0.7	-	1 0.5	3 1.9	1 0.8	1 0.7	2 0.8	2 0.9	2 0.7	3 1.8	1 0.3	1 0.7	3 1.0	2 0.5	2 1.3
MISCELLANEOUS	3 0.5	3 1.1	-	2 1.1	1 0.5	-	2 1.0	-	1 0.5	1 0.6	2 0.5	-	3 0.8	2 0.9	1 0.4	3 0.8	-
DON'T KNOW	67 13.3	44 18.4 C	22 8.6	27 18.8 E	20 9.7	20 13.1	23 14.7	14 10.9	29 14.1	20 11.9	46 14.0	31 19.0 M	36 10.6	31 16.9 O	24 9.2	38 11.8	28 16.2

T-TEST A-Z=.95 COLUMNS TESTED= BC DEF GHI JK LM NO PQ  
 Z-TEST A-Z=.95 COLUMNS TESTED= BC DEF GHI JK LM NO PQ

2. IF YOU WERE AN EMPLOYER, WOULD YOU HI RE SOMEONE WITH EPI LEPSY?

	GVRD				OUTSIDE GVRD				
	TOTAL A	TOTAL GVRD B	CITY OF VANCOUVER C	REST OF GVRD D	TOTAL OUTSIDE E	CAPIT AL REGI ON F	SOUTH COAST BAL I SLAND G	NORTH COAST /INTERI OR H	SOUTHERN INTERI OR I
TOTAL INTERVIEWS (ACTUAL)	500	246	68	178	254	44	57	41	112
TOTAL INTERVIEWS (WEIGHTED)	500 100.0	257 100.0	75 100.0	182 100.0	243 100.0	44 100.0	53 100.0	39 100.0	107 100.0
YES	406 81.1	205 79.7	61 81.3	144 79.1	201 82.7	40 92.3 D	42 78.8	32 80.9	87 81.4
NO	28 5.5	15 5.8	4 5.4	11 5.9	13 5.3	1 1.5	3 6.4	2 6.3	6 5.8
DON'T THINK THEY COULD DO THE JOB (I.E. WORKING WITH HEAVY EQUIPMENT, DRIVER)	17 3.5	8 3.2	2 2.1	7 3.7	9 3.7	-	3 6.4	2 5.1	4 3.4
SAFETY CONCERNS / THEY WOULD BE A DANGER TO THEMSELVES / OTHERS	5 1.0	1 0.4	-	1 0.5	4 1.7	-	1 1.7	2 5.1 D	1 1.1
I DON'T KNOW MUCH ABOUT EPILEPSY / I WOULDN'T KNOW WHAT TO DO IF THEY HAD A SEIZURE	5 0.9	3 1.2	-	3 1.7	2 0.7	-	-	0 1.2	1 1.1
MEDICAL CONCERNS (I.E. MAY NOT BE ABLE TO CONTROL THEIR SEIZURES, TAKE TOO MUCH TIME OFF)	4 0.8	2 0.7	1 1.1	1 0.5	2 0.9	1 1.5	-	-	1 1.3
MISCELLANEOUS	3 0.5	3 1.0	2 2.1	1 0.5	-	-	-	-	-
DON'T KNOW	67 13.3	37 14.5	10 13.3	27 15.0	29 12.1	3 6.2	8 14.9	5 12.8	14 12.8

T-TEST A-Z=.95 COLUMNS TESTED= BE CDFGHI

Z-TEST A-Z=.95 COLUMNS TESTED= BE CDFGHI

3. DO YOU BELIEVE AN EMPLOYER HAS THE RIGHT TO KNOW IF AN EMPLOYEE HAS EPILEPSY?

	GENDER			AGE			HOUSEHOLD COMPOSITION			CHILDREN UNDER 18 AT HOME		EDUCATION		HOUSEHOLD INCOME		EMPLOYED	
	TOTAL	MALE	FEMALE	18-34 YEARS	35-54 YEARS	55+ YEARS	SINGLE NO CHILDREN	COUPLE NO CHILDREN	FAMILY	YES	NO	H. S. OR LESS	POST H. S.	<55K	\$55K+	YES	NO
	=A=	=B=	=C=	=D=	=E=	=F=	=G=	=H=	=I=	=J=	=K=	=L=	=M=	=N=	=O=	=P=	=Q=
TOTAL INTERVIEWS (ACTUAL)	500	248	252	111	200	189	161	147	190	153	343	169	330	189	250	314	185
TOTAL INTERVIEWS (WEIGHTED)	500 100.0	242 100.0	258 100.0	143 100.0	207 100.0	150 100.0	159 100.0	132 100.0	206 100.0	169 100.0	327 100.0	162 100.0	337 100.0	185 100.0	254 100.0	323 100.0	176 100.0
YES	402 80.3	191 79.0	210 81.6	109 76.5	161 77.8	131 87.4	123 77.6	106 80.4	170 82.1	138 81.9	259 79.2	141 87.2	259 77.0	149 80.6	202 79.3	251 77.5	150 85.5
NO	76 15.2	41 17.0	35 13.5	26 18.0	35 17.2	15 9.8	29 18.5	17 12.5	30 14.6	25 14.8	51 15.6	15 9.4	61 18.0	29 15.9	37 14.7	55 17.1	21 11.8
DON'T KNOW	22 4.5	10 4.0	13 4.9	8 5.5	10 5.0	4 2.8	6 3.9	9 7.1	7 3.3	6 3.3	17 5.2	5 3.4	17 5.0	7 3.5	15 6.0	18 5.4	5 2.7

T-TEST A-Z=.95 COLUMNS TESTED= BC DEF GHI JK LM NO PQ  
 Z-TEST A-Z=.95 COLUMNS TESTED= BC DEF GHI JK LM NO PQ

3. DO YOU BELIEVE AN EMPLOYER HAS THE RIGHT TO KNOW IF AN EMPLOYEE HAS EPILEPSY?

	GVRD				OUTSIDE GVRD				
	TOTAL A	TOTAL GVRD B	CITY OF VANCOUVER C	REST OF GVRD D	TOTAL OUTSIDE E	CAPITAL REGION F	SOUTH COAST BAL. ISLAND G	NORTH COAST /INTERIOR H	SOUTHERN INTERIOR I
TOTAL INTERVIEWS (ACTUAL)	500	246	68	178	254	44	57	41	112
TOTAL INTERVIEWS (WEIGHTED)	500 100.0	257 100.0	75 100.0	182 100.0	243 100.0	44 100.0	53 100.0	39 100.0	107 100.0
YES	402 80.3	198 77.2	51 67.6	147 81.1 C	203 83.7	32 72.4	48 90.6 CF	35 88.0 C	89 83.3 C
NO	76 15.2	46 17.8	20 26.5 DGH	26 14.2	30 12.4	8 18.2	5 9.4	3 7.3	14 13.4
DON'T KNOW	22 4.5	13 5.0	4 5.9	9 4.7	9 3.9	4 9.4	-	2 4.7	4 3.3

T-TEST A-Z=.95 COLUMNS TESTED= BE CDFGHI  
 Z-TEST A-Z=.95 COLUMNS TESTED= BE CDFGHI

4A. TO THE BEST OF YOUR KNOWLEDGE, DO YOU HAVE ANY FRIENDS OR FAMILY MEMBERS WHO HAVE EPILEPSY?

	GENDER		AGE			HOUSEHOLD COMPOSITION			CHILDREN UNDER 18 AT HOME		EDUCATION		HOUSEHOLD INCOME		EMPLOYED		
	MALE	FEMALE	18-34 YEARS	35-54 YEARS	55+ YEARS	SINGLE NO CHILDREN	COUPLE NO CHILDREN	FAMILY	YES	NO	H. S. OR LESS	POST H. S.	<55K	\$55K+	YES	NO	
	=B=	=C=	=D=	=E=	=F=	=G=	=H=	=I=	=J=	=K=	=L=	=M=	=N=	=O=	=P=	=Q=	
TOTAL INTERVIEWS (ACTUAL)	500	248	252	111	200	189	161	147	190	153	343	169	330	189	250	314	185
TOTAL INTERVIEWS (WEIGHTED)	500 100.0	242 100.0	258 100.0	143 100.0	207 100.0	150 100.0	159 100.0	132 100.0	206 100.0	169 100.0	327 100.0	162 100.0	337 100.0	185 100.0	254 100.0	323 100.0	176 100.0
YES	156 31.1	62 25.7	93 36.2	32 22.1	76 36.5	49 32.3	52 32.9	34 25.4	70 33.8	59 34.9	97 29.7	44 26.9	111 33.0	64 34.7	77 30.4	100 31.0	55 31.1
NO	344 68.9	180 74.3	164 63.8	111 77.9	131 63.5	102 67.7	106 67.1	99 74.6	137 66.2	110 65.1	230 70.3	119 73.1	226 67.0	121 65.3	177 69.6	223 69.0	121 68.9

T-TEST A-Z=.95 COLUMNS TESTED= BC DEF GHI JK LM NO PQ  
 Z-TEST A-Z=.95 COLUMNS TESTED= BC DEF GHI JK LM NO PQ

4A. TO THE BEST OF YOUR KNOWLEDGE, DO YOU HAVE ANY FRIENDS OR FAMILY MEMBERS WHO HAVE EPILEPSY?

	GVRD				OUTSIDE GVRD				
	TOTAL A	TOTAL GVRD B	CITY OF VANCOUVER C	REST OF GVRD D	TOTAL OUTSIDE E	CAPITAL REGION F	SOUTH COAST BAL. ISLAND G	NORTH COAST /INTERIOR H	SOUTHERN INTERIOR I
TOTAL INTERVIEWS (ACTUAL)	500	246	68	178	254	44	57	41	112
TOTAL INTERVIEWS (WEIGHTED)	500 100.0	257 100.0	75 100.0	182 100.0	243 100.0	44 100.0	53 100.0	39 100.0	107 100.0
YES	156 31.1	73 28.3	19 25.6	54 29.4	83 34.1	16 35.6	21 40.0	10 24.2	37 34.3
NO	344 68.9	184 71.7	56 74.4	128 70.6	160 65.9	28 64.4	32 60.0	30 75.8	70 65.7

T-TEST A-Z=.95 COLUMNS TESTED= BE CDFGHI  
 Z-TEST A-Z=.95 COLUMNS TESTED= BE CDFGHI

4B. TO THE BEST OF YOUR KNOWLEDGE, DO YOU HAVE ANY CO-WORKERS WHO HAVE EPILEPSY?  
 BASE: TOTAL EMPLOYED

	GENDER		AGE			HOUSEHOLD COMPOSITION			CHILDREN UNDER 18 AT HOME		EDUCATION		HOUSEHOLD INCOME		EMPLOYED		
	MALE	FEMALE	18-34 YEARS	35-54 YEARS	55+ YEARS	SINGLE NO CHILDREN	COUPLE NO CHILDREN	FAMILY	YES	NO	H. S. OR LESS	POST H. S.	<55K	\$55K+	YES	NO	
	=B=	=C=	=D=	=E=	=F=	=G=	=H=	=I=	=J=	=K=	=L=	=M=	=N=	=O=	=P=	=Q=	
TOTAL INTERVIEWS (ACTUAL)	314	166	148	79	172	63	88	77	147	122	188	87	227	93	195	314	-
TOTAL INTERVIEWS (WEIGHTED)	323	171	153	102	178	44	91	74	156	133	186	85	239	95	202	323	-
	100.0	100.0	100.0	100.0	100.0	100.0	100.0	100.0	100.0	100.0	100.0	100.0	100.0	100.0	100.0	100.0	
YES	20	12	8	1	14	4	9	4	7	5	15	4	16	7	12	20	-
	6.2	6.8	5.4	1.2	8.1	9.9	9.9	5.4	4.4	3.9	7.9	4.7	6.7	7.5	5.9	6.2	
NO	303	159	144	101	163	39	82	70	149	128	171	81	223	88	190	303	-
	93.8	93.2	94.6	98.8	91.9	90.1	90.1	94.6	95.6	96.1	92.1	95.3	93.3	92.5	94.1	93.8	

T-TEST A-Z= .95 COLUMNS TESTED= BC DEF GHI JK LM NO PQ  
 Z-TEST A-Z= .95 COLUMNS TESTED= BC DEF GHI JK LM NO PQ

4B. TO THE BEST OF YOUR KNOWLEDGE, DO YOU HAVE ANY CO-WORKERS WHO HAVE EPILEPSY?  
 BASE: TOTAL EMPLOYED

	GVRD			OUTSIDE GVRD					
	TOTAL A	TOTAL GVRD B	CITY OF VANCOUVER C	REST OF GVRD D	TOTAL OUTSIDE E	CAPITAL REGION F	SOUTH COAST BAL. ISLAND G	NORTH COAST /INTERIOR H	SOUTHERN INTERIOR I
TOTAL INTERVIEWS (ACTUAL)	314	161	50	111	153	29	35	25	64
TOTAL INTERVIEWS (WEIGHTED)	323 100.0	172 100.0	57 100.0	115 100.0	151 100.0	29 100.0	34 100.0	24 100.0	65 100.0
YES	20 6.2	9 5.3	4 6.4	5 4.8	11 7.1	2 6.9	2 6.6	-	6 10.0
NO	303 93.8	163 94.7	53 93.6	109 95.2	141 92.9	27 93.1	32 93.4	24 100.0	58 90.0

T-TEST A-Z=.95 COLUMNS TESTED= BE CDFGHI  
 Z-TEST A-Z=.95 COLUMNS TESTED= BE CDFGHI

5. IF YOU ARE WITH A PERSON HAVING A SEIZURE, WHAT SHOULD YOU DO?

	GENDER						AGE			HOUSEHOLD COMPOSITION			CHILDREN UNDER 18 AT HOME		EDUCATION		HOUSEHOLD INCOME		EMPLOYED	
	TOTAL	MALE	FEMALE	18-34 YEARS	35-54 YEARS	55+ YEARS	SINGLE NO CHILDREN	COUPLE NO CHILDREN	FAMILY	YES	NO	H. S. OR LESS	POST H. S.	<55K	\$55K+	YES	NO			
	=A=	=B=	=C=	=D=	=E=	=F=	=G=	=H=	=I=	=J=	=K=	=L=	=M=	=N=	=O=	=P=	=Q=			
TOTAL INTERVIEWS (ACTUAL)	500	248	252	111	200	189	161	147	190	153	343	169	330	189	250	314	185			
TOTAL INTERVIEWS (WEIGHTED)	500	242	258	143	207	150	159	132	206	169	327	162	337	185	254	323	176			
	100.0	100.0	100.0	100.0	100.0	100.0	100.0	100.0	100.0	100.0	100.0	100.0	100.0	100.0	100.0	100.0	100.0			
CALL 911	190	97	93	72	70	48	65	44	79	66	122	58	132	74	90	129	62			
	38.1	40.1	36.1	50.3	34.0	32.0	40.7	33.3	38.3	39.1	37.2	35.5	39.1	40.2	35.5	39.7	35.1			
REMOVE OBJECTS SO THEY DON'T HURT THEMSELVES / KEEP THEM SAFE / AWAY FROM HARM	170	78	92	43	83	44	51	39	81	72	97	36	133	48	106	118	51			
	34.0	32.4	35.6	30.1	40.2	29.3	31.9	29.3	39.2	42.8	29.7	22.4	39.5	26.1	41.7	36.6	29.1			
PLACE SOMETHING UNDER THEIR NECK (I.E. A ROLLED TOWEL) FOR SUPPORT / TO KEEP THEIR AIRWAY OPEN	84	35	48	16	43	25	24	20	40	37	46	24	60	27	45	57	27			
	16.8	14.6	18.7	11.1	20.7	16.7	14.8	15.2	19.5	21.9	14.1	14.7	17.8	14.6	17.9	17.7	15.1			
MAKE SURE THEY DON'T SWALLOW THEIR TONGUE	72	35	38	12	34	26	25	20	28	25	47	25	47	29	35	44	28			
	14.5	14.3	14.6	8.5	16.4	17.6	15.8	14.9	13.4	15.0	14.5	15.6	14.0	15.6	13.7	13.7	16.0			
PLACE SOMETHING IN THEIR MOUTH TO BITE DOWN ON	67	23	45	13	18	36	22	26	18	16	50	28	40	27	30	29	38			
	13.5	9.4	17.3	8.9	8.9	24.1	13.8	19.6	8.8	9.4	15.4	17.2	11.7	14.7	11.9	9.0	21.8			
LET THE SEIZURE RUN ITS COURSE	51	18	33	12	23	16	16	11	25	23	29	12	40	19	29	39	12			
	10.3	7.4	13.0	8.1	11.3	10.9	10.2	8.1	11.9	13.5	8.8	7.2	11.8	10.5	11.3	12.1	7.0			
STAY WITH THEM	42	14	28	9	21	13	12	10	20	17	26	10	33	15	21	30	13			
	8.4	5.7	11.0	6.2	10.0	8.4	7.6	7.7	9.7	9.9	7.8	5.9	9.7	8.3	8.4	9.2	7.1			
MAKE THEM COMFORTABLE / LOOSEN THEIR CLOTHING	33	18	15	-	11	22	11	14	8	5	28	7	25	12	15	15	18			
	6.6	7.6	5.8		5.5	14.5	6.9	10.9	3.8	3.1	8.5	4.2	7.5	6.5	5.9	4.7	10.2			
TRY TO KEEP THEM CALM	33	13	20	9	12	13	7	11	15	12	21	12	21	9	22	18	15			
	6.6	5.3	7.8	6.1	5.7	8.4	4.7	8.2	7.1	7.0	6.5	7.2	6.3	4.8	8.7	5.7	8.3			
GENTLY RESTRAIN THEM	23	12	11	6	8	9	9	8	6	4	18	11	12	10	10	9	14			
	4.6	4.8	4.4	3.9	3.8	6.3	5.4	6.3	2.9	2.5	5.5	6.9	3.5	5.7	4.0	2.7	8.0			
DON'T PLACE ANYTHING IN THEIR MOUTHS	15	4	11	7	4	5	9	2	5	4	12	4	12	5	10	10	5			
	3.0	1.8	4.2	4.6	2.0	3.1	5.6	1.2	2.2	2.2	3.5	2.2	3.4	2.6	3.8	3.2	2.8			
KEEP THEM WARM	13	4	9	1	5	6	7	3	3	3	10	3	10	6	5	5	8			
	2.6	1.8	3.3	0.9	2.6	4.3	4.2	2.4	1.5	1.9	3.0	1.7	3.0	3.0	2.1	1.4	4.8			
GIVE THEM THEIR MEDICATION, IF THEY HAVE ANY	11	6	5	4	3	4	4	2	5	5	6	5	6	8	3	6	5			
	2.1	2.5	1.8	2.6	1.6	2.5	2.2	1.7	2.4	2.9	1.8	3.0	1.7	4.4	1.0	1.8	2.8			

(CONTINUED)  
T-TEST A-Z=.95 COLUMNS TESTED= BC DEF GHI JK LM NO PQ  
Z-TEST A-Z=.95 COLUMNS TESTED= BC DEF GHI JK LM NO PQ

5. IF YOU ARE WITH A PERSON HAVING A SEIZURE, WHAT SHOULD YOU DO?

	GENDER			AGE			HOUSEHOLD COMPOSITION			CHILDREN UNDER 18 AT HOME		EDUCATION		HOUSEHOLD INCOME		EMPLOYED	
	TOTAL	MALE	FEMALE	18-34 YEARS	35-54 YEARS	55+ YEARS	SINGLE NO CHILDREN	COUPLE NO CHILDREN	FAMILY	YES	NO	H. S. OR LESS	POST H. S.	<55K	\$55K+	YES	NO
	=A=	=B=	=C=	=D=	=E=	=F=	=G=	=H=	=I=	=J=	=K=	=L=	=M=	=N=	=O=	=P=	=Q=
TOTAL INTERVIEWS (ACTUAL)	500	248	252	111	200	189	161	147	190	153	343	169	330	189	250	314	185
TOTAL INTERVIEWS (WEIGHTED)	500 100.0	242 100.0	258 100.0	143 100.0	207 100.0	150 100.0	159 100.0	132 100.0	206 100.0	169 100.0	327 100.0	162 100.0	337 100.0	185 100.0	254 100.0	323 100.0	176 100.0
TIME THE SEIZURE	8 1.6	- 3.0	8 3.0	- 1.7	3 1.7	4 2.9	4 2.5	1 0.7	3 1.4	1 0.8	6 2.0	2 1.1	6 1.8	1 0.5	6 2.3	6 1.8	2 1.0
LAY THEM ON THE GROUND (NET)	97 19.5	39 16.1	58 22.7	28 19.4	44 21.4	25 16.9	29 18.3	22 17.0	46 22.3	37 22.1	59 18.1	32 19.6	66 19.5	34 18.5	53 20.8	65 20.2	32 18.3
LAY THEM ON THEIR SIDE	54 10.9	20 8.2	35 13.4	13 8.9	30 14.4	12 7.9	16 10.3	9 6.8	29 14.1 H	21 12.5	33 9.9	17 10.7	37 11.0	23 12.3	27 10.8	39 11.9	16 9.1
HAVE THEM LAY DOWN	45 9.0	20 8.4	24 9.5	14 9.7	19 9.1	12 8.1	12 7.2	11 8.6	22 10.6	20 11.7	25 7.7	12 7.5	33 9.7	11 6.2	28 11.2	32 9.8	13 7.4
LAY THEM ON THEIR BACK	3 0.6	- 1.3	3 1.3	1 0.8	- 1.4	2 1.4	1 0.7	2 1.6	-	-	3 1.0	2 1.3	1 0.3	- 0.9	2 0.9	-	3 1.8
MISCELLANEOUS	13 2.6	8 3.1	6 2.1	5 3.7	7 3.4	1 0.6	5 3.1	3 1.9	6 2.8	6 3.4	7 2.3	5 2.8	9 2.6	5 3.0	7 2.7	11 3.5	2 1.0
DON'T KNOW	74 14.8	44 18.2 C	30 11.5	22 15.5	34 16.6	17 11.5	17 10.8	21 16.3	35 17.0	23 13.5	51 15.6	31 19.2	43 12.6	28 15.4	34 13.2	51 15.6	23 13.2

T-TEST A-Z=.95 COLUMNS TESTED= BC DEF GHI JK LM NO PQ  
 Z-TEST A-Z=.95 COLUMNS TESTED= BC DEF GHI JK LM NO PQ

5. IF YOU ARE WITH A PERSON HAVING A SEIZURE, WHAT SHOULD YOU DO?

	GVRD				OUTSIDE GVRD				
	TOTAL A	TOTAL GVRD B	CITY OF VANCOUVER C	REST OF GVRD D	TOTAL OUTSIDE E	CAPITAL REGION F	SOUTH COAST BAL. ISLAND G	NORTH COAST /INTERIOR H	SOUTHERN INTERIOR I
TOTAL INTERVIEWS (ACTUAL)	500	246	68	178	254	44	57	41	112
TOTAL INTERVIEWS (WEIGHTED)	500 100.0	257 100.0	75 100.0	182 100.0	243 100.0	44 100.0	53 100.0	39 100.0	107 100.0
CALL 911	190 38.1	107 41.6	38 50.4 GH	69 38.0 H	83 34.3	18 42.0 H	16 30.7	6 16.3	42 39.5 H
REMOVE OBJECTS SO THEY DON'T HURT THEMSELVES / KEEP THEM SAFE / AWAY FROM HARM	170 34.0	86 33.4	30 39.8	56 30.8	84 34.7	15 34.9	13 25.0	21 52.1 DGI	35 33.0
PLACE SOMETHING UNDER THEIR NECK (I.E. A ROLLED TOWEL) FOR SUPPORT / TO KEEP THEIR AIRWAY OPEN	84 16.8	40 15.4	15 20.0	24 13.5	44 18.2	8 19.4	5 9.2	5 13.7	25 23.8 DG
MAKE SURE THEY DON'T SWALLOW THEIR TONGUE	72 14.5	34 13.1	12 15.5	22 12.1	39 16.0	7 15.5	7 12.6	6 14.0	20 18.5
PLACE SOMETHING IN THEIR MOUTH TO BITE DOWN ON	67 13.5	39 15.3	9 12.3	30 16.5	28 11.5	2 5.0	11 20.2 F	3 8.3	12 11.1
LET THE SEIZURE RUN ITS COURSE	51 10.3	26 10.1	6 7.4	20 11.2	26 10.5	5 10.7	3 6.4	3 6.7	15 13.8
STAY WITH THEM	42 8.4	21 8.3	3 3.5	19 10.3	21 8.6	5 12.5	3 5.2	2 6.1	10 9.6
MAKE THEM COMFORTABLE / LOOSEN THEIR CLOTHING	33 6.6	15 5.9	3 4.6	12 6.5	18 7.3	4 8.5	3 4.8	3 7.8	9 8.0
TRY TO KEEP THEM CALM	33 6.6	16 6.4	3 3.9	13 7.4	17 6.8	5 12.5	3 6.0	2 5.1	6 5.5
GENTLY RESTRAIN THEM	23 4.6	15 6.0	4 5.1	12 6.4 I	7 3.1	3 6.2	2 4.3	1 2.9	1 1.2
DON'T PLACE ANYTHING IN THEIR MOUTHS	15 3.0	8 3.0	5 6.1	3 1.8	7 3.0	-	2 3.5	3 6.8	3 2.7
KEEP THEM WARM	13 2.6	8 3.0	1 1.3	7 3.7	5 2.2	3 7.9	1 1.7	1 2.3	-
GIVE THEM THEIR MEDICATION, IF THEY HAVE ANY	11 2.1	5 1.8	1 1.8	3 1.8	6 2.5	-	1 1.6	1 2.9	4 3.8

(CONTINUED)  
T-TEST A-Z=.95 COLUMNS TESTED= BE CDFGHI  
Z-TEST A-Z=.95 COLUMNS TESTED= BE CDFGHI

5. IF YOU ARE WITH A PERSON HAVING A SEIZURE, WHAT SHOULD YOU DO?

	GVRD				OUTSIDE GVRD				
	TOTAL A	TOTAL GVRD B	CITY OF VANCOUVER C	REST OF GVRD D	TOTAL OUTSIDE E	CAPITAL REGION F	SOUTH COAST BAL. ISLAND G	NORTH COAST /INTERIOR H	SOUTHERN INTERIOR I
TOTAL INTERVIEWS (ACTUAL)	500	246	68	178	254	44	57	41	112
TOTAL INTERVIEWS (WEIGHTED)	500	257	75	182	243	44	53	39	107
	100.0	100.0	100.0	100.0	100.0	100.0	100.0	100.0	100.0
TIME THE SEIZURE	8	4	1	2	4	1	-	2	1
	1.6	1.4	1.7	1.3	1.7	3.0		4.6	0.9
LAY THEM ON THE GROUND (NET)	97	49	20	29	48	6	10	7	26
-----	19.5	19.1	26.5	16.0	19.9	12.7	19.7	17.5	23.9
LAY THEM ON THEIR SIDE	54	28	12	15	27	4	6	2	14
	10.9	10.7	16.6	8.3	11.1	10.2	12.0	5.2	13.1
HAVE THEM LAY DOWN	45	26	11	15	19	-	4	4	11
	9.0	9.9	14.5	8.1	7.9		7.7	9.4	10.7
LAY THEM ON THEIR BACK	3	1	-	1	2	1	-	1	-
	0.6	0.4		0.5	0.9	2.5		3.0	
MISCELLANEOUS	13	5	1	4	8	1	3	2	2
	2.6	2.1	1.8	2.2	3.2	2.3	5.4	4.4	2.1
DON'T KNOW	74	36	4	32	38	6	11	11	10
	14.8	14.0	4.7	17.8 CI	15.5	13.5	21.6 CI	27.6 CI	9.0

T-TEST A-Z=.95 COLUMNS TESTED= BE CDFGHI  
 Z-TEST A-Z=.95 COLUMNS TESTED= BE CDFGHI

6. WHAT PROPORTION OF CANADIANS DO YOU ESTIMATE HAVE EPILEPSY?

	GENDER			AGE			HOUSEHOLD COMPOSITION			CHILDREN UNDER 18 AT HOME		EDUCATION		HOUSEHOLD INCOME		EMPLOYED	
	TOTAL	MALE	FEMALE	18-34	35-54	55+	SINGLE	COUPLE	FAMILY	YES	NO	H. S. OR LESS	POST H. S.	<55K	\$55K+	YES	NO
	=A=	=B=	=C=	=D=	=E=	=F=	=G=	=H=	=I=	=J=	=K=	=L=	=M=	=N=	=O=	=P=	=Q=
TOTAL INTERVIEWS (ACTUAL)	500	248	252	111	200	189	161	147	190	153	343	169	330	189	250	314	185
TOTAL INTERVIEWS (WEIGHTED)	500	242	258	143	207	150	159	132	206	169	327	162	337	185	254	323	176
	100.0	100.0	100.0	100.0	100.0	100.0	100.0	100.0	100.0	100.0	100.0	100.0	100.0	100.0	100.0	100.0	100.0
LESS THAN 1	35	28	7	8	21	6	13	9	12	9	24	4	31	8	24	29	6
	7.0	11.5 C	2.8	5.6	10.0 F	4.1	8.0	6.8	5.7	5.4	7.4	2.2	9.3 L	4.6	9.3	9.1 O	3.2
1 - 2	75	51	24	21	39	15	24	14	36	33	42	16	58	24	46	56	19
	14.9	20.9 C	9.3	14.6	18.8 F	9.8	15.3	10.7	17.5	19.5 K	12.8	9.8	17.1 L	12.8	18.0	17.4 O	10.5
3 - 5	82	37	45	32	35	16	26	18	37	33	48	30	52	32	40	56	26
	16.5	15.3	17.5	22.6 F	16.7	10.3	16.3	13.4	18.1	19.4	14.5	18.8	15.4	17.4	15.8	17.4	14.8
6 - 10	54	21	33	23	22	9	16	13	25	18	36	15	38	15	32	37	16
	10.7	8.6	12.7	15.8 F	10.7	5.9	10.2	9.7	11.9	10.6	10.9	9.4	11.4	8.0	12.7	11.5	9.3
MORE THAN 10	45	11	34	16	20	9	11	11	22	19	26	15	30	18	22	26	19
	8.9	4.5	13.1 B	11.2	9.7	5.7	7.2	8.3	10.8	11.0	8.0	9.3	8.8	10.0	8.6	7.9	10.8
DON'T KNOW	210	95	115	43	70	96	68	68	74	58	151	82	128	87	90	119	90
	42.0	39.2	44.6	30.2	34.0	64.1 DE	42.9	51.1 I	36.0	34.2	46.3 J	50.5 M	38.0	47.2 O	35.6	36.7	51.4 P

T-TEST A-Z=.95 COLUMNS TESTED= BC DEF GHI JK LM NO PQ  
 Z-TEST A-Z=.95 COLUMNS TESTED= BC DEF GHI JK LM NO PQ

6. WHAT PROPORTION OF CANADIANS DO YOU ESTIMATE HAVE EPILEPSY?

	GVRD				OUTSIDE GVRD				
	TOTAL A	TOTAL GVRD B	CITY OF VANCOUVER C	REST OF GVRD D	TOTAL OUTSIDE E	CAPITAL REGION F	SOUTH COAST BAL. ISLAND G	NORTH COAST /INTERIOR H	SOUTHERN INTERIOR I
TOTAL INTERVIEWS (ACTUAL)	500	246	68	178	254	44	57	41	112
TOTAL INTERVIEWS (WEIGHTED)	500	257	75	182	243	44	53	39	107
	100.0	100.0	100.0	100.0	100.0	100.0	100.0	100.0	100.0
LESS THAN 1	35 7.0	25 9.6 E	4 5.8	20 11.2 FI	10 4.2	1 1.5	2 4.2	3 6.8	5 4.3
1 - 2	75 14.9	34 13.3	16 20.9 D	19 10.2	40 16.6	8 18.7	9 16.4	6 16.0	17 16.0
3 - 5	82 16.5	44 17.0	17 22.2	27 14.8	39 15.9	10 23.7	8 14.2	5 12.6	16 14.8
6 - 10	54 10.7	28 11.0	5 6.3	23 12.9	25 10.4	3 6.9	2 4.4	6 16.1	14 12.8
MORE THAN 10	45 8.9	22 8.7	4 5.5	18 10.0	22 9.2	1 2.3	7 13.8 F	4 10.3	10 9.4
DON'T KNOW	210 42.0	104 40.4	30 39.2	74 40.9	106 43.6	20 47.0	25 47.0	15 38.2	46 42.6

T-TEST A-Z=.95 COLUMNS TESTED= BE CDFGHI  
 Z-TEST A-Z=.95 COLUMNS TESTED= BE CDFGHI

7. WHAT CHALLENGES OR STIGMAS DO YOU THINK PEOPLE WITH EPILEPSY FACE IN EVERYDAY LIFE?

	AGE						HOUSEHOLD COMPOSITION			CHILDREN UNDER 18 AT HOME		EDUCATION		HOUSEHOLD INCOME		EMPLOYED	
	GENDER		18-34 YEARS D	35-54 YEARS E	55+ YEARS F	SINGLE NO CHILDREN G	COUPLE NO CHILDREN H	FAMILY I	YES J	NO K	H. S. OR LESS L	POST H. S. M	<55K N	\$55K+ O	YES P	NO Q	
	TOTAL A	MALE B															FEMALE C
TOTAL INTERVIEWS (ACTUAL)	500	248	252	111	200	189	161	147	190	153	343	169	330	189	250	314	185
TOTAL INTERVIEWS (WEIGHTED)	500 100.0	242 100.0	258 100.0	143 100.0	207 100.0	150 100.0	159 100.0	132 100.0	206 100.0	169 100.0	327 100.0	162 100.0	337 100.0	185 100.0	254 100.0	323 100.0	176 100.0
DEALING WITH MISINFORMED PEOPLE	93 18.5	43 17.7	50 19.3	14 9.6	46 22.4	33 21.8	27 17.1	32 23.9	34 16.5	31 18.6	61 18.8	25 15.7	67 20.0	34 18.5	52 20.3	62 19.0	31 17.7
FINDING A JOB	79 15.8	33 13.6	46 17.9	21 15.0	35 16.8	23 15.2	30 18.8	14 10.7	35 17.1	29 17.2	49 15.0	21 13.0	58 17.2	31 16.6	36 14.3	57 17.5	22 12.7
HAVING SEIZURES	77 15.5	34 13.9	44 17.0	22 15.6	27 13.2	28 18.5	27 17.3	18 13.3	32 15.7	26 15.4	51 15.7	24 14.8	53 15.9	18 10.0	50 19.6	49 15.2	28 16.0
DISCRIMINATION / BEING STIGMATIZED	74 14.9	35 14.4	39 15.3	20 14.2	29 13.8	25 16.9	31 19.5	9 6.5	34 16.2	25 14.9	47 14.4	23 14.4	51 15.2	37 19.9	29 11.4	47 14.5	28 15.7
JUST TRYING TO LIVE A NORMAL LIFE WHILE DEALING WITH A MEDICAL CONDITION	60 12.1	26 10.6	35 13.4	19 13.6	24 11.8	16 10.9	18 11.5	13 9.6	28 13.5	24 14.3	35 10.6	14 8.6	46 13.8	20 10.9	34 13.2	35 10.9	25 14.2
OTHER PEOPLE'S FEAR OF WITNESSING A SEIZURE	55 11.0	17 7.1	38 14.6	2 1.7	30 14.5	22 14.9	17 10.4	16 12.3	22 10.7	17 10.2	37 11.3	10 6.0	45 13.4	17 9.4	33 12.9	37 11.5	18 10.1
BEING LABELED AS DISABLED / BRAIN DAMAGED	51 10.3	25 10.3	26 10.3	11 7.7	26 12.6	14 9.4	18 11.3	8 5.8	24 11.8	21 12.5	28 8.5	7 4.5	44 13.1	15 8.2	30 11.6	35 10.9	16 9.0
CANNOT GET A DRIVERS LICENSE / CAN'T DRIVE	44 8.8	14 5.7	30 11.6	16 11.1	19 9.4	9 5.7	13 8.3	11 8.2	20 9.6	18 10.5	26 8.0	8 5.1	36 10.6	11 6.1	27 10.8	33 10.1	11 6.4
FEAR OF RIDICULE	29 5.9	10 4.1	19 7.5	7 5.1	8 3.8	14 9.5	13 7.9	7 5.7	9 4.5	9 5.1	21 6.4	14 8.3	16 4.7	15 8.1	12 4.5	15 4.5	15 8.5
PEOPLE THINKING THAT THEY ARE HIGH ON DRUGS / DRUNK	6 1.2	5 2.1	1 0.4	-	5 2.2	2 1.1	2 1.4	2 1.1	2 1.2	2 1.4	4 1.2	-	6 1.8	1 0.5	5 2.0	5 1.6	1 0.6
MISCELLANEOUS	9 1.8	7 2.8	2 1.0	6 4.3	3 1.5	-	2 1.3	2 1.9	5 2.2	5 2.7	5 1.4	1 0.7	8 2.4	5 2.7	3 1.3	9 2.8	-
NONE	5 1.1	2 0.8	4 1.4	-	4 2.0	1 1.0	4 2.4	1 0.5	1 0.4	-	5 1.7	2 1.0	4 1.2	5 2.5	1 0.3	3 0.9	3 1.5
DON'T KNOW	162 32.3	94 38.6	68 26.4	59 41.5	58 27.8	45 29.7	40 25.2	55 41.2	67 32.4	53 31.7	108 33.1	71 43.6	90 26.7	65 35.3	74 29.2	101 31.1	60 34.2

T-TEST A-Z=.95 COLUMNS TESTED= BC DEF GHI JK LM NO PQ  
 Z-TEST A-Z=.95 COLUMNS TESTED= BC DEF GHI JK LM NO PQ

7. WHAT CHALLENGES OR STIGMAS DO YOU THINK PEOPLE WITH EPILEPSY FACE IN EVERYDAY LIFE?

	GVRD				OUTSIDE GVRD				
	TOTAL A	TOTAL GVRD B	CITY OF VANCOUVER C	REST OF GVRD D	TOTAL OUTSIDE E	CAPITAL REGION F	SOUTH COAST BAL. ISLAND G	NORTH COAST /INTERIOR H	SOUTHERN INTERIOR I
TOTAL INTERVIEWS (ACTUAL)	500	246	68	178	254	44	57	41	112
TOTAL INTERVIEWS (WEIGHTED)	500 100.0	257 100.0	75 100.0	182 100.0	243 100.0	44 100.0	53 100.0	39 100.0	107 100.0
DEALING WITH MISINFORMED PEOPLE	93 18.5	48 18.7	15 20.5	33 18.0	44 18.3	9 21.3	6 10.8	10 24.3	20 18.6
FINDING A JOB	79 15.8	39 15.2	18 24.6 D	21 11.3	40 16.4	9 20.3	6 11.9	6 14.7	19 17.8
HAVING SEIZURES	77 15.5	41 15.9	12 15.6	29 16.1	36 15.0	7 17.0	6 10.7	6 14.2	18 16.7
DISCRIMINATION / BEING STIGMATIZED	74 14.9	43 16.6	11 14.1	32 17.6	32 13.0	5 12.2	9 16.1	4 10.4	14 12.8
JUST TRYING TO LIVE A NORMAL LIFE WHILE DEALING WITH A MEDICAL CONDITION	60 12.1	34 13.1	13 17.7 G	20 11.2	27 11.0	5 12.0	2 3.8	5 13.0	14 13.3
OTHER PEOPLE'S FEAR OF WITNESSING A SEIZURE	55 11.0	30 11.6	12 16.0	18 9.8	25 10.3	6 14.2	5 8.9	3 7.5	11 10.5
BEING LABELED AS DISABLED / BRAIN DAMAGED	51 10.3	28 11.1	10 13.4	18 10.1	23 9.4	3 7.5	8 14.8	1 2.9	11 9.9
CANNOT GET A DRIVERS LICENSE / CAN'T DRIVE	44 8.8	20 7.7	8 10.7	12 6.5	24 9.9	4 9.5	5 9.1	3 7.7	12 11.3
FEAR OF RIDICULE	29 5.9	18 6.8	2 2.6	16 8.6	12 4.9	-	4 7.8	3 8.2	4 4.2
PEOPLE THINKING THAT THEY ARE HIGH ON DRUGS / DRUNK	6 1.2	5 1.8	1 1.7	3 1.9	2 0.6	1 1.5	-	1 2.2	-
MISCELLANEOUS	9 1.8	5 1.9	1 1.7	4 2.0	4 1.7	-	1 2.3	1 2.2	2 2.0
NONE	5 1.1	4 1.6	1 1.7	3 1.5	1 0.6	-	1 1.3	-	1 0.7
DON'T KNOW	162 32.3	79 30.9	17 23.1	62 34.1	82 33.8	17 38.4	19 35.1	14 35.8	33 30.4

T-TEST A-Z=.95 COLUMNS TESTED= BE CDFGHI  
 Z-TEST A-Z=.95 COLUMNS TESTED= BE CDFGHI

8. DO YOU THINK EACH OF THE FOLLOWING STATEMENTS IS TRUE OR FALSE?  
 A. PEOPLE WITH EPILEPSY USUALLY HAVE CONVULSIONS.

	GENDER		AGE			HOUSEHOLD COMPOSITION			CHILDREN UNDER 18 AT HOME		EDUCATION		HOUSEHOLD INCOME		EMPLOYED		
	MALE	FEMALE	18-34 YEARS	35-54 YEARS	55+ YEARS	SINGLE NO CHILDREN	COUPLE NO CHILDREN	FAMILY	YES	NO	H. S. OR LESS	POST H. S.	<55K	\$55K+	YES	NO	
	=B=	=C=	=D=	=E=	=F=	=G=	=H=	=I=	=J=	=K=	=L=	=M=	=N=	=O=	=P=	=Q=	
TOTAL INTERVIEWS (ACTUAL)	500	248	252	111	200	189	161	147	190	153	343	169	330	189	250	314	185
TOTAL INTERVIEWS (WEIGHTED)	500	242	258	143	207	150	159	132	206	169	327	162	337	185	254	323	176
	100.0	100.0	100.0	100.0	100.0	100.0	100.0	100.0	100.0	100.0	100.0	100.0	100.0	100.0	100.0	100.0	100.0
TRUE	194	100	94	63	80	51	66	44	81	65	126	74	119	71	98	127	67
	38.8	41.1	36.6	43.8	38.7	34.1	41.9	33.2	39.2	38.6	38.6	45.4 M	35.5	38.2	38.4	39.3	38.1
FALSE	252	118	134	70	106	77	74	75	103	84	167	60	192	89	134	164	87
	50.4	48.7	52.0	48.8	51.1	51.0	46.6	56.9	49.8	49.5	51.0	36.9	57.0 L	48.1	52.9	50.9	49.3
DON'T KNOW	54	25	29	11	21	22	18	13	23	20	34	29	25	25	22	32	22
	10.8	10.2	11.4	7.4	10.2	14.9 D	11.5	9.9	11.0	11.8	10.4	17.7 M	7.5	13.7	8.7	9.8	12.6

T-TEST A-Z= .95 COLUMNS TESTED= BC DEF GHI JK LM NO PQ  
 Z-TEST A-Z= .95 COLUMNS TESTED= BC DEF GHI JK LM NO PQ

8. DO YOU THINK EACH OF THE FOLLOWING STATEMENTS IS TRUE OR FALSE?  
 A. PEOPLE WITH EPILEPSY USUALLY HAVE CONVULSIONS.

	GVRD			OUTSIDE GVRD					
	TOTAL A	TOTAL GVRD B	CITY OF VANCOUVER C	REST OF GVRD D	TOTAL OUTSIDE E	CAPITAL REGION F	SOUTH COAST BAL. ISLAND G	NORTH COAST /INTERIOR H	SOUTHERN INTERIOR I
TOTAL INTERVIEWS (ACTUAL)	500	246	68	178	254	44	57	41	112
TOTAL INTERVIEWS (WEIGHTED)	500 100.0	257 100.0	75 100.0	182 100.0	243 100.0	44 100.0	53 100.0	39 100.0	107 100.0
TRUE	194 38.8	100 38.8	27 35.4	73 40.2	94 38.8	20 46.3	15 28.7	12 31.1	47 43.5
FALSE	252 50.4	129 50.1	40 53.6	89 48.7	123 50.6	20 44.8	34 64.7 DFI	21 53.2	48 45.1
DON'T KNOW	54 10.8	28 11.0	8 11.0	20 11.1	26 10.6	4 8.8	3 6.6	6 15.7	12 11.4

T-TEST A-Z=.95 COLUMNS TESTED= BE CDFGHI  
 Z-TEST A-Z=.95 COLUMNS TESTED= BE CDFGHI

8. DO YOU THINK EACH OF THE FOLLOWING STATEMENTS IS TRUE OR FALSE?  
 B. A PERSON HAVING A CONVULSION MIGHT SWALLOW THEIR TONGUE.

	GENDER		AGE			HOUSEHOLD COMPOSITION			CHILDREN UNDER 18 AT HOME		EDUCATION		HOUSEHOLD INCOME		EMPLOYED		
	MALE	FEMALE	18-34 YEARS	35-54 YEARS	55+ YEARS	SINGLE NO CHILDREN	COUPLE NO CHILDREN	FAMILY	YES	NO	H. S. OR LESS	POST H. S.	<55K	\$55K+	YES	NO	
	=B=	=C=	=D=	=E=	=F=	=G=	=H=	=I=	=J=	=K=	=L=	=M=	=N=	=O=	=P=	=Q=	
TOTAL INTERVIEWS (ACTUAL)	500	248	252	111	200	189	161	147	190	153	343	169	330	189	250	314	185
TOTAL INTERVIEWS (WEIGHTED)	500	242	258	143	207	150	159	132	206	169	327	162	337	185	254	323	176
	100.0	100.0	100.0	100.0	100.0	100.0	100.0	100.0	100.0	100.0	100.0	100.0	100.0	100.0	100.0	100.0	100.0
TRUE	310	171	139	95	119	96	102	87	118	100	207	116	194	118	155	197	112
	62.0	70.4 C	54.0	66.5	57.6	63.7	64.6	65.8	57.0	59.2	63.4	71.4 M	57.6	63.7	60.9	60.8	63.9
FALSE	154	55	99	40	75	38	42	34	77	60	92	35	118	53	81	106	48
	30.8	22.7	38.4 B	28.0	36.4 F	25.6	26.6	26.0	37.4 GH	35.7	28.1	21.5	35.0 L	28.7	32.0	32.9	27.0
DON'T KNOW	36	17	19	8	12	16	14	11	11	9	28	11	25	14	18	20	16
	7.3	7.0	7.6	5.5	6.0	10.7	8.8	8.2	5.5	5.2	8.5	7.1	7.4	7.6	7.1	6.3	9.1

T-TEST A-Z= .95 COLUMNS TESTED= BC DEF GHI JK LM NO PQ  
 Z-TEST A-Z= .95 COLUMNS TESTED= BC DEF GHI JK LM NO PQ

8. DO YOU THINK EACH OF THE FOLLOWING STATEMENTS IS TRUE OR FALSE?  
 B. A PERSON HAVING A CONVULSION MIGHT SWALLOW THEIR TONGUE.

	GVRD				OUTSIDE GVRD				
	TOTAL A	TOTAL GVRD B	CITY OF VANCOUVER C	REST OF GVRD D	TOTAL OUTSIDE E	CAPITAL REGION F	SOUTH COAST BAL ISLAND G	NORTH COAST /INTERIOR H	SOUTHERN INTERIOR I
TOTAL INTERVIEWS (ACTUAL)	500	246	68	178	254	44	57	41	112
TOTAL INTERVIEWS (WEIGHTED)	500 100.0	257 100.0	75 100.0	182 100.0	243 100.0	44 100.0	53 100.0	39 100.0	107 100.0
TRUE	310 62.0	165 64.0	50 66.4	115 63.1	145 59.8	27 62.3	32 59.6	23 57.2	64 59.8
FALSE	154 30.8	74 28.9	23 31.1	51 28.0	80 32.8	12 27.9	18 34.2	16 39.5	34 31.6
DON'T KNOW	36 7.3	18 7.1	2 2.6	16 8.9	18 7.5	4 9.8	3 6.2	1 3.3	9 8.7

T-TEST A-Z=.95 COLUMNS TESTED= BE CDFGHI  
 Z-TEST A-Z=.95 COLUMNS TESTED= BE CDFGHI

8. DO YOU THINK EACH OF THE FOLLOWING STATEMENTS IS TRUE OR FALSE?  
 C. PEOPLE WITH EPILEPSY CAN'T GET A DRIVER'S LICENSE.

	GENDER		AGE			HOUSEHOLD COMPOSITION			CHILDREN UNDER 18 AT HOME		EDUCATION		HOUSEHOLD INCOME		EMPLOYED		
	MALE	FEMALE	18-34 YEARS	35-54 YEARS	55+ YEARS	SINGLE NO CHILDREN	COUPLE NO CHILDREN	FAMILY	YES	NO	H. S. OR LESS	POST H. S.	<55K	\$55K+	YES	NO	
	=B=	=C=	=D=	=E=	=F=	=G=	=H=	=I=	=J=	=K=	=L=	=M=	=N=	=O=	=P=	=Q=	
TOTAL INTERVIEWS (ACTUAL)	500	248	252	111	200	189	161	147	190	153	343	169	330	189	250	314	185
TOTAL INTERVIEWS (WEIGHTED)	500	242	258	143	207	150	159	132	206	169	327	162	337	185	254	323	176
	100.0	100.0	100.0	100.0	100.0	100.0	100.0	100.0	100.0	100.0	100.0	100.0	100.0	100.0	100.0	100.0	100.0
TRUE	140	71	69	44	67	30	37	30	72	62	76	42	98	51	70	94	46
	28.0	29.1	26.9	30.5 F	32.2 F	19.9	23.3	22.7	34.7 GH	37.0 K	23.3	25.9	29.1	27.3	27.4	29.0	26.3
FALSE	255	127	128	79	107	69	86	69	99	79	173	75	179	83	142	178	76
	51.0	52.3	49.7	55.2	51.6	46.0	53.9	52.5	47.8	46.8	52.9	46.3	53.0	44.9	55.9 N	55.1 Q	43.2
DON'T KNOW	105	45	60	20	34	51	36	33	36	27	78	45	60	51	42	52	54
	21.0	18.6	23.4	14.3	16.3	34.1 DE	22.8	24.8	17.5	16.2	23.9 J	27.8 M	17.8	27.8 O	16.6	16.0	30.5 P

T-TEST A-Z= .95 COLUMNS TESTED= BC DEF GHI JK LM NO PQ  
 Z-TEST A-Z= .95 COLUMNS TESTED= BC DEF GHI JK LM NO PQ

8. DO YOU THINK EACH OF THE FOLLOWING STATEMENTS IS TRUE OR FALSE?  
 C. PEOPLE WITH EPILEPSY CAN'T GET A DRIVER'S LICENSE.

	GVRD			OUTSIDE GVRD					
	TOTAL A	TOTAL GVRD B	CITY OF VANCOUVER C	REST OF GVRD D	TOTAL OUTSIDE E	CAPITAL REGION F	SOUTH COAST BAL ISLAND G	NORTH COAST /INTERIOR H	SOUTHERN INTERIOR I
TOTAL INTERVIEWS (ACTUAL)	500	246	68	178	254	44	57	41	112
TOTAL INTERVIEWS (WEIGHTED)	500 100.0	257 100.0	75 100.0	182 100.0	243 100.0	44 100.0	53 100.0	39 100.0	107 100.0
TRUE	140 28.0	88 34.1 E	21 27.6	67 36.8 FGI	52 21.6	8 19.3	9 17.2	13 33.0	22 20.4
FALSE	255 51.0	115 44.6	42 56.4 D	72 39.8	140 57.6 B	25 57.8 D	30 55.8 D	19 47.7	66 62.1 D
DON'T KNOW	105 21.0	55 21.3	12 16.1	43 23.4	51 20.8	10 22.9	14 27.0	8 19.3	19 17.4

T-TEST A-Z=.95 COLUMNS TESTED= BE CDFGHI  
 Z-TEST A-Z=.95 COLUMNS TESTED= BE CDFGHI

8. DO YOU THINK EACH OF THE FOLLOWING STATEMENTS IS TRUE OR FALSE?  
 D. SOME SEIZURES ARE SO MILD THAT YOU WOULDN'T NOTICE THEM.

	AGE						HOUSEHOLD COMPOSITION			CHILDREN UNDER 18 AT HOME		EDUCATION		HOUSEHOLD INCOME		EMPLOYED	
	GENDER		18-34 YEARS	35-54 YEARS	55+ YEARS	SINGLE NO CHILDREN	COUPLE NO CHILDREN	FAMILY	YES	NO	H. S. OR LESS	POST H. S.	<55K	\$55K+	YES	NO	
	TOTAL	MALE	FEMALE	D	E	F	G	H	I	J	K	L	M	N	O	P	Q
TOTAL INTERVIEWS (ACTUAL)	500	248	252	111	200	189	161	147	190	153	343	169	330	189	250	314	185
TOTAL INTERVIEWS (WEIGHTED)	500	242	258	143	207	150	159	132	206	169	327	162	337	185	254	323	176
	100.0	100.0	100.0	100.0	100.0	100.0	100.0	100.0	100.0	100.0	100.0	100.0	100.0	100.0	100.0	100.0	100.0
TRUE	432	206	226	120	183	129	134	114	181	148	279	135	297	152	229	287	145
	86.5	85.2	87.7	84.2	88.6	85.7	84.4	86.5	87.9	88.1	85.5	83.0	88.1	82.3	89.9	88.7	82.3
FALSE	32	15	17	18	8	6	11	7	14	11	21	17	15	17	10	18	14
	6.4	6.1	6.7	12.3	4.0	4.0	7.2	5.2	6.7	6.6	6.4	10.2	4.6	9.3	4.0	5.7	7.7
DON'T KNOW	36	21	14	5	15	15	13	11	11	9	27	11	25	16	16	18	18
	7.1	8.7	5.6	3.5	7.3	10.2	8.4	8.4	5.4	5.3	8.1	6.7	7.3	8.4	6.1	5.6	10.0

T-TEST A-Z= .95 COLUMNS TESTED= BC DEF GHI JK LM NO PQ  
 Z-TEST A-Z= .95 COLUMNS TESTED= BC DEF GHI JK LM NO PQ

8. DO YOU THINK EACH OF THE FOLLOWING STATEMENTS IS TRUE OR FALSE?  
 D. SOME SEIZURES ARE SO MILD THAT YOU WOULDN'T NOTICE THEM.

	GVRD				OUTSIDE GVRD				
	TOTAL A	TOTAL GVRD B	CITY OF VANCOUVER C	REST OF GVRD D	TOTAL OUTSIDE E	CAPITAL REGION F	SOUTH COAST BAL ISLAND G	NORTH COAST /INTERIOR H	SOUTHERN INTERIOR I
TOTAL INTERVIEWS (ACTUAL)	500	246	68	178	254	44	57	41	112
TOTAL INTERVIEWS (WEIGHTED)	500 100.0	257 100.0	75 100.0	182 100.0	243 100.0	44 100.0	53 100.0	39 100.0	107 100.0
TRUE	432 86.5	228 88.7	69 91.1 F	159 87.7	204 84.1	34 77.4	47 88.5	32 81.6	92 85.7
FALSE	32 6.4	14 5.3	5 6.7	9 4.7	18 7.6	6 12.9 D	4 6.6	4 11.2	5 4.5
DON'T KNOW	36 7.1	15 6.0	2 2.2	14 7.6	20 8.3	4 9.7	3 4.8	3 7.2	10 9.8 C

T-TEST A-Z=.95 COLUMNS TESTED= BE CDFGHI  
 Z-TEST A-Z=.95 COLUMNS TESTED= BE CDFGHI

8. DO YOU THINK EACH OF THE FOLLOWING STATEMENTS IS TRUE OR FALSE?  
 E. MOST PEOPLE WITH EPILEPSY CAN'T GET A JOB.

	GENDER		AGE			HOUSEHOLD COMPOSITION			CHILDREN UNDER 18 AT HOME		EDUCATION		HOUSEHOLD INCOME		EMPLOYED		
	MALE	FEMALE	18-34 YEARS	35-54 YEARS	55+ YEARS	SINGLE NO CHILDREN	COUPLE NO CHILDREN	FAMILY	YES	NO	H. S. OR LESS	POST H. S.	<55K	\$55K+	YES	NO	
	=B=	=C=	=D=	=E=	=F=	=G=	=H=	=I=	=J=	=K=	=L=	=M=	=N=	=O=	=P=	=Q=	
TOTAL INTERVIEWS (ACTUAL)	500	248	252	111	200	189	161	147	190	153	343	169	330	189	250	314	185
TOTAL INTERVIEWS (WEIGHTED)	500	242	258	143	207	150	159	132	206	169	327	162	337	185	254	323	176
	100.0	100.0	100.0	100.0	100.0	100.0	100.0	100.0	100.0	100.0	100.0	100.0	100.0	100.0	100.0	100.0	100.0
TRUE	114	54	60	35	44	35	38	21	54	42	71	45	69	51	52	68	47
	22.8	22.3	23.3	24.5	21.2	23.3	23.6	16.0	26.1 H	24.8	21.6	28.0	20.4	27.7	20.4	20.9	26.4
FALSE	316	152	164	98	139	80	99	87	130	107	207	91	225	106	174	218	98
	63.3	62.9	63.6	68.2 F	67.2 F	53.2	62.3	65.7	62.8	63.2	63.2	56.0	66.6 L	57.1	68.4 N	67.4 Q	55.5
DON'T KNOW	70	36	34	10	24	35	22	24	23	20	49	26	44	28	29	38	32
	13.9	14.7	13.1	7.3	11.6	23.5 DE	14.1	18.3	11.1	12.0	15.1	16.0	13.0	15.2	11.3	11.7	18.1 P

T-TEST A-Z= .95 COLUMNS TESTED= BC DEF GHI JK LM NO PQ  
 Z-TEST A-Z= .95 COLUMNS TESTED= BC DEF GHI JK LM NO PQ

8. DO YOU THINK EACH OF THE FOLLOWING STATEMENTS IS TRUE OR FALSE?  
 E. MOST PEOPLE WITH EPILEPSY CAN'T GET A JOB.

	GVRD			OUTSIDE GVRD					
	TOTAL A	TOTAL GVRD B	CITY OF VANCOUVER C	REST OF GVRD D	TOTAL OUTSIDE E	CAPITAL REGION F	SOUTH COAST BAL ISLAND G	NORTH COAST /INTERIOR H	SOUTHERN INTERIOR I
TOTAL INTERVIEWS (ACTUAL)	500	246	68	178	254	44	57	41	112
TOTAL INTERVIEWS (WEIGHTED)	500 100.0	257 100.0	75 100.0	182 100.0	243 100.0	44 100.0	53 100.0	39 100.0	107 100.0
TRUE	114 22.8	65 25.2	14 19.2	50 27.7	49 20.3	6 14.6	14 26.3	7 19.0	22 20.1
FALSE	316 63.3	158 61.5	51 67.2	108 59.1	158 65.1	30 69.7	30 57.4	26 65.4	72 67.1
DON'T KNOW	70 13.9	34 13.3	10 13.6	24 13.2	35 14.6	7 15.7	9 16.4	6 15.7	14 12.8

T-TEST A-Z=.95 COLUMNS TESTED= BE CDFGHI  
 Z-TEST A-Z=.95 COLUMNS TESTED= BE CDFGHI

8. DO YOU THINK EACH OF THE FOLLOWING STATEMENTS IS TRUE OR FALSE?  
 F. CHILDREN WITH EPILEPSY ARE A DANGER IN THE CLASSROOM.

	GENDER		AGE			HOUSEHOLD COMPOSITION			CHILDREN UNDER 18 AT HOME		EDUCATION		HOUSEHOLD INCOME		EMPLOYED		
	MALE	FEMALE	18-34 YEARS	35-54 YEARS	55+ YEARS	SINGLE NO CHILDREN	COUPLE NO CHILDREN	FAMILY	YES	NO	H. S. OR LESS	POST H. S.	<55K	\$55K+	YES	NO	
	=B=	=C=	=D=	=E=	=F=	=G=	=H=	=I=	=J=	=K=	=L=	=M=	=N=	=O=	=P=	=Q=	
TOTAL INTERVIEWS (ACTUAL)	500	248	252	111	200	189	161	147	190	153	343	169	330	189	250	314	185
TOTAL INTERVIEWS (WEIGHTED)	500	242	258	143	207	150	159	132	206	169	327	162	337	185	254	323	176
	100.0	100.0	100.0	100.0	100.0	100.0	100.0	100.0	100.0	100.0	100.0	100.0	100.0	100.0	100.0	100.0	100.0
TRUE	23	12	12	8	6	9	7	2	14	11	13	12	11	6	10	10	13
	4.6	4.8	4.5	5.6	3.1	5.9	4.2	1.7	6.9 H	6.3	3.8	7.3	3.4	3.4	4.1	3.1	7.4 P
FALSE	458	220	239	133	197	129	142	125	189	156	298	140	317	165	240	306	151
	91.7	90.7	92.6	92.7	95.1 F	86.0	89.6	94.3	91.4	92.4	91.2	86.4	94.2 L	89.1	94.5 N	94.8 Q	85.9
DON'T KNOW	19	11	8	3	4	12	10	5	3	2	16	10	8	14	4	7	12
	3.7	4.5	2.9	1.8	1.9	8.0 DE	6.2 I	4.0	1.6	1.3	5.0 J	6.3 M	2.5	7.5 O	1.4	2.1	6.7 P

T-TEST A-Z= 95 COLUMNS TESTED= BC DEF GHI JK LM NO PQ  
 Z-TEST A-Z= 95 COLUMNS TESTED= BC DEF GHI JK LM NO PQ

8. DO YOU THINK EACH OF THE FOLLOWING STATEMENTS IS TRUE OR FALSE?  
 F. CHILDREN WITH EPILEPSY ARE A DANGER IN THE CLASSROOM.

	GVRD				OUTSIDE GVRD				
	TOTAL A	TOTAL GVRD B	CITY OF VANCOUVER C	REST OF GVRD D	TOTAL OUTSIDE E	CAPITAL REGION F	SOUTH COAST BAL ISLAND G	NORTH COAST /INTERIOR H	SOUTHERN INTERIOR I
TOTAL INTERVIEWS (ACTUAL)	500	246	68	178	254	44	57	41	112
TOTAL INTERVIEWS (WEIGHTED)	500 100.0	257 100.0	75 100.0	182 100.0	243 100.0	44 100.0	53 100.0	39 100.0	107 100.0
TRUE	23 4.6	11 4.2	2 3.1	8 4.6	12 5.1	1 3.0	3 5.4	1 2.3	7 6.9
FALSE	458 91.7	236 91.6	70 93.6	165 90.8	223 91.7	40 92.2	49 93.0	37 94.3	96 89.9
DON'T KNOW	19 3.7	11 4.2	2 3.3	8 4.6	8 3.2	2 4.8	1 1.7	1 3.3	3 3.2

T-TEST A-Z=.95 COLUMNS TESTED= BE CDFGHI  
 Z-TEST A-Z=.95 COLUMNS TESTED= BE CDFGHI

## DISTRIBUTION OF INTERVIEWS: GENDER/ AGE/ REGION

	TOTAL ACTUAL	TOTAL WEIGHTED
	-----	-----
TOTAL INTERVIEWS (ACTUAL)	500	500
TOTAL INTERVIEWS (WEIGHTED)	500 100.0	500 100.0
GENDER		
-----		
MALE	248 49.6	242 48.5
FEMALE	252 50.4	258 51.5
AGE		
---		
18-24	42 8.4	58 11.6
25-34	69 13.8	85 17.0
35-44	90 18.0	108 21.6
45-54	110 22.0	99 19.7
55-64	96 19.2	62 12.5
65+	93 18.6	88 17.6
REGION		
-----		
CAPITAL REGION	44 8.8	44 8.7
SOUTH COAST/BALANCE OF ISLAND	57 11.4	53 10.6
NORTH COAST/INTERIOR	41 8.2	39 7.9
SOUTH INTERIOR	112 22.4	107 21.4
BALANCE VANCOUVER CMA	178 35.6	182 36.4
CITY OF VANCOUVER	68 13.6	75 15.0